

# Achtung, dr Muni isch los, Foxtrott von Armin Schmid

Wiederholungen: 11 22 Intro 33 ○ = Zug ● = Druck

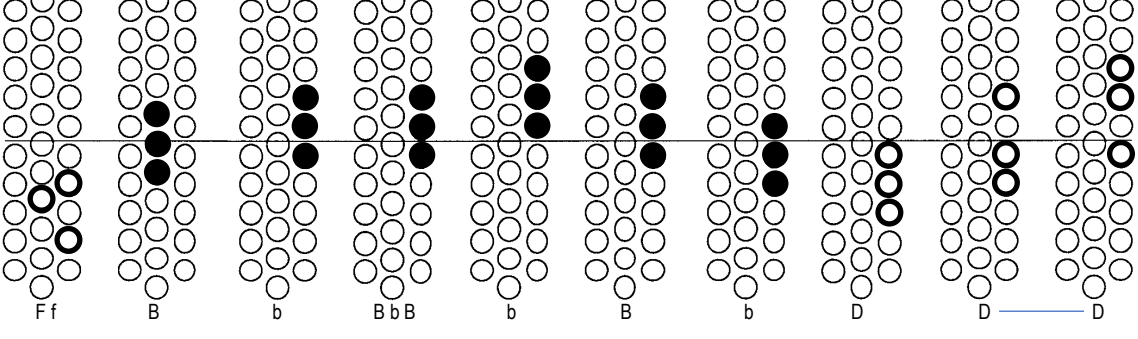
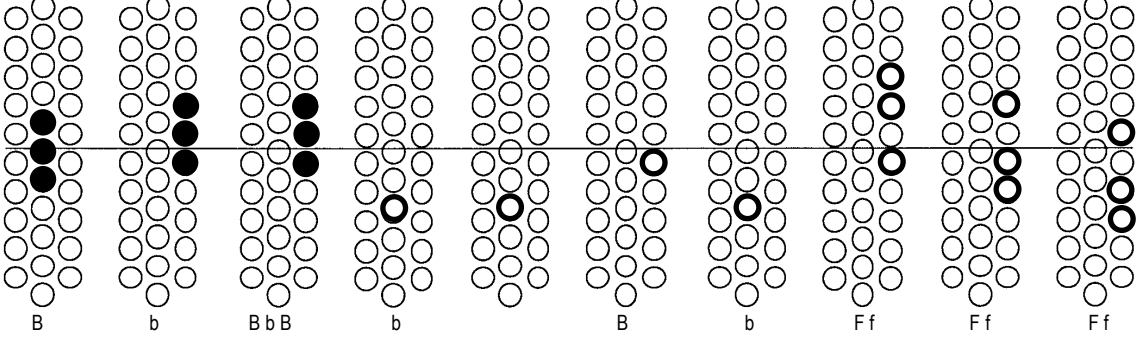
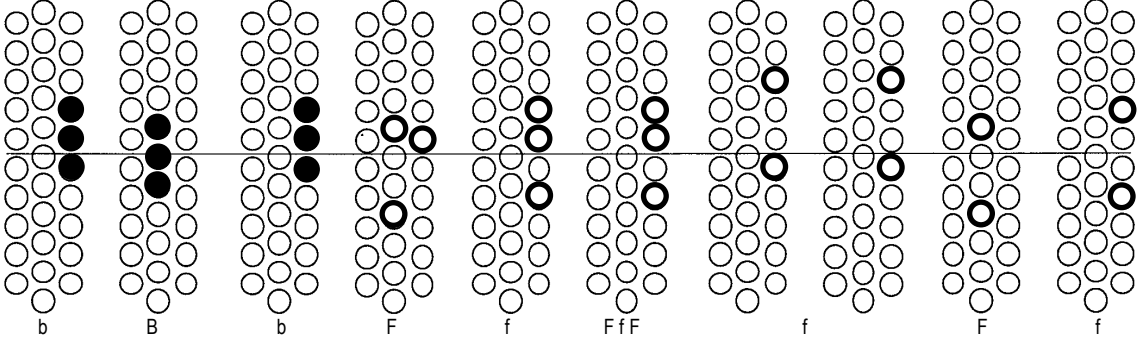
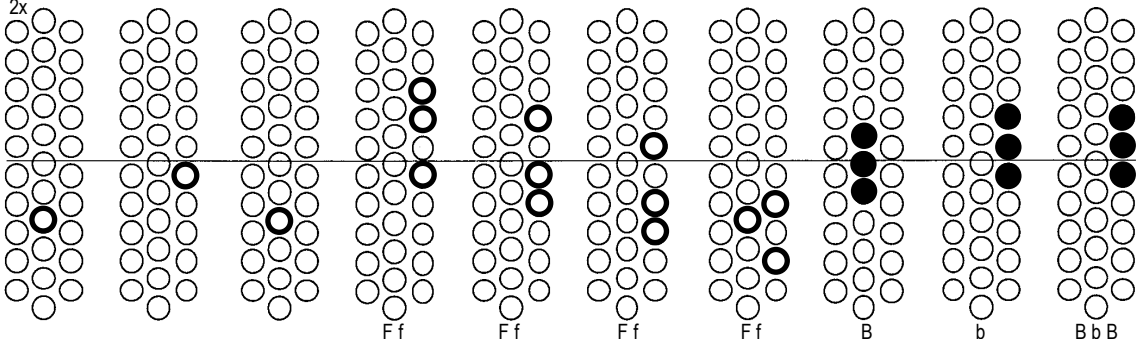
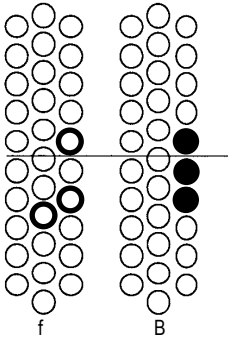
1. Teil  
B-Dur

1. Schluss

2. Schluss

Takte 1 bis und mit 5 wiederholen, dann hier weiter

2. Teil  
B-Dur



The page contains several systems of guitar chord diagrams, each consisting of six strings (numbered 1-6 from top to bottom) and six frets (numbered 1-6 from left to right). Filled circles represent fretted notes, and empty circles represent open strings.

- System 1:** A sequence of ten chords: F (1,2,3,4,5,6), Es (1,2,3,4,5,6), B (1,2,3,4,5,6), a dotted line, another dotted line, another dotted line, another dotted line, another dotted line, another dotted line, and a final B chord.
- System 2:** Labeled "1. Schluss" and "2. Schluss". It contains four chords: B (1,2,3,4,5,6), B (1,2,3,4,5,6), F (1,2,3,4,5,6), and B (1,2,3,4,5,6). This is followed by the text "Intro zum Trio" and "Es-Dur", and then four B chords.
- System 3:** A sequence of ten chords: B (1,2,3,4,5,6), B (1,2,3,4,5,6), B (1,2,3,4,5,6), B (1,2,3,4,5,6), B (1,2,3,4,5,6), B (1,2,3,4,5,6), B (1,2,3,4,5,6), B (1,2,3,4,5,6), B (1,2,3,4,5,6), and B (1,2,3,4,5,6).
- System 4:** A sequence of six chords: B (1,2,3,4,5,6), B (1,2,3,4,5,6), B (1,2,3,4,5,6), B (1,2,3,4,5,6), B (1,2,3,4,5,6), and B (1,2,3,4,5,6).
- System 5:** Labeled "3. Teil Es-Dur". It contains ten measures:
  - Takt 1: Es es (1,2,3,4,5,6)
  - Takt 2: Es (1,2,3,4,5,6)
  - Takt 3: es (1,2,3,4,5,6)
  - Takt 4: Es es (1,2,3,4,5,6)
  - Takt 5: Es (1,2,3,4,5,6)
  - Takt 6: es (1,2,3,4,5,6)
  - Takt 7: B b B (1,2,3,4,5,6)
  - Takt 8: b (1,2,3,4,5,6)
  - Takt 9: B b B b (1,2,3,4,5,6)
  - Takt 10: B b (1,2,3,4,5,6)

B	b	B b	B	b	Es es Es	es	Es es Es es	Es	es

Takt 6

Takt 7

Takt 8

Takt 9

Es	es	Es	es	Es	es	B b	B b	B b B b	B

b	B	b	B b	B b	Es es Es	es	Es	es	B

				<p>Takte 1 bis und mit 8 wiederholen, dann hier weiter</p>						
Es	es	es	Es					As as	As	as

As as As as	Es es	Es	es	Es es Es es	B b	B	b

The chart consists of 10 columns of 12 circles each, representing the buttons of an accordion. The circles are arranged in two rows of six. Some circles are filled with black, indicating which buttons to press. The columns are labeled as follows:

- Column 1: B b
- Column 2: B
- Column 3: b
- Column 4: 1. Schluss, Es C B G Es
- Column 5: 2x, -
- Column 6: -
- Column 7: -
- Column 8: 2. Schluss, Es C B G Es
- Column 9: -
- Column 10: Es



Gratistabelle für den Monat Mai 2019

Eine Dienstleistung von

[www.musikverlag-schaub.ch](http://www.musikverlag-schaub.ch)